



OUTSOURCING DENTAL LAB

Case No.:...../.....

Doctor:.....

Patient:..... Male Female

Due day:.....

INSTRUCTION:.....

FIXED RESTORATION

All Ceramic

- Full zirconia
- Zirconia layered
- Zirconia Veneer
- Emax Crown
- Emax Veneer
- Inlay/Onlay Zirconia
- Inlay/Onlay Emax

Post & Core

- Non-precious
- Semi precious
- High noble
- Zirconia
- Emax

ON IMPLANT

- Non precious on implant
- Semi precious on implant
- High noble on implant
- Full Zirconia on implant
- Zirconia layered on implant
- Emax on implant

PFM

- PFM Non-precious
- PFM Semi precious
- PFM High noble

Full Cast

- Non-precious
- Semi precious
- High noble

Other

- Diagnostic wax up
- Matrix/Stent
- Tempt ray teeth PMMA disc
- Screw retained
- Cement
- Custom Abutment

OPTION

- Porcelain margin 3600
- Wings
- Porcelain margin 1800
- Other
- Rest seat

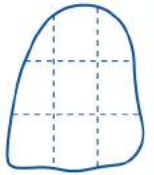
Fast Track

- Not Enough Occlusion Clearance
- Adjust prep & provide reduction coping
 - Adjust Opposing
 - Email

Stain

- No
- Light
- Heavy

Shade

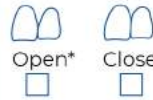


Stump shade:.....


Metal Design



Embrasure



Pontic Design



REMOVABLE RESTORATION

Acrylic Full Denture

- Set-up
- Finish

Acrylic Partial Denture

- Set-up
- Finish

Flexible

- Set-up
- Finish

Cast Partial Denture

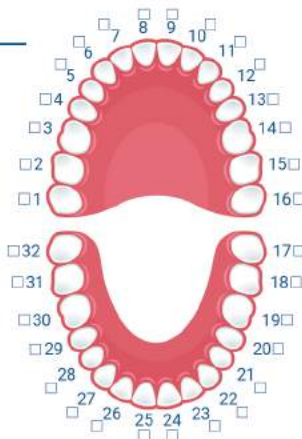
- Metal Frame Work
- Metal Frame Work - Teeth Try-in
- Metal Frame Work - Finish

Immediates

- Extract All
- Extract Tooth #.....

Teeth

- Standard Teeth
- Upgrade Teeth.....



Proximal Contact



Occlusal Contact



Enclosed with

- Tray
- Bite
- CCP
- Cr/Br
- Model
- AD/CD
- Others

*Standard protocol unless specified otherwise

Miscellaneous

- Custom Tray
- Night Guard
- Hard
- Soft
- Bite Block
- Bleaching Tray
- Metal strengthener
- Denture Repair/Reline
- Mesh